

### Coats

Please make sure that your child has a **NAMED** coat in school every day. If you provide hats, gloves and scarves, please also **NAME** these.



### PE Kit

PE kits will be needed this term. Please make sure every item is named, and is in a named bag. We will keep PE kits in school and return them home before half term. All earrings will need to be removed.

PLEASE MAKE SURE ALL UNIFORM AND EQUIPMENT IS CLEARLY MARKED WITH YOUR CHILD'S NAME.

### Home learning - The Reading Race

Your child should read every day. Please ensure that daily sessions of reading are recorded in their reading record book and each one is signed by you. Reading books can be changed every day in your child's class. Please do this with your child at the start or end of the day.

The children will earn points for each day that they read. Once they get to 35 points, they will receive a prize. The reading record has tips for helping your child with their reading and 100 common words to practise.

We will collect in reading records every Monday.

### We all follow the same three school rules:



1. We respect all members of the community
2. We follow instructions
3. We use our hands, feet and other objects in a kind way.

# Furzefield Primary School



Topic Information  
Reception  
Spring Term 1

Topic

# Bears

Over the next half term we will be focusing our learning in reception around the topic of 'Bears'. This will include learning about different types of real bears as well as fictional bears and teddy bears.

Here are some activities that we will be completing in school, and some ideas you can try at home to support your child's learning. We hope you will enjoy them.

**Dates for your diary**

From the **9th January 2017** children will need to come into the classroom independently in the morning. Teachers will still be available at the door to talk to if needed.

**Half term Monday 13th February—Friday 20th February 2017.**


**INSET Day—Monday 20th February 2017**

We will be sending home show and tell home work. This will also be displayed in the yellow notice boards.

**Communication Language and Literacy**

We will continue learning our phonics sounds and high frequency words. We will be sharing stories about Bears including Goldilocks and We're Going on a Bear Hunt. We will also be looking at and making our own non-fiction books about bears.


Use the computer to complete activities on reading eggs. Help your child to practise writing their letters using the correct sequence of movements. You could make up your own story using your stuffed animals from home. Draw pictures of Bears and write labels for them.



**Mathematics**

We will be looking at money by using the different coins in our bear shop. We will also be investigating numbers becoming smaller by using subtraction to take amounts away.


Count all of the teddy bears and other soft toys in your house. Order them according to size. Sort them into different categories: with and without clothes, by colour, by type of animal. Add 2 of the groups together. Try sharing them equally between 2 people.



**Creative development**

We will be looking at our bears to make observational drawings and collages. We will be making panda masks to celebrate Chinese New Year. Using natural materials, we will be making bear habitats.


Cut up old scraps of fabric to make a teddy bear collage. Draw and paint pictures of your teddy bears. Junk model furniture for your bears e.g. chairs and beds like the ones from Goldilocks.



**Physical development**

Write Dance will have a bears theme this half term. We will be moving like Bears and going on a bear hunt.

Go to the local park or woodland and try climbing like a bear. Develop fine motor skills and independence by dressing a bear in clothes with buttons or bows to tie.



**Knowledge and Understanding of the World**

We will be looking at the different types of bears from around the world. We will be locating where they live on maps and looking at the different types of food that they eat.

Use non-fiction books and the internet to find out about real bears. Look at a map or globe and talk about the places where bears live.

