



Welcome to Furze Field Primary School

Reception



Scotland Class



Miss Rust
(Scotland Class teacher)



Wales Class



Miss Winder
(Wales Class teacher)



Mrs Muggeridge
Scotland Class TA



Miss Monville
Reception TA



Miss Evans
Wales Class TA

A few friendly faces....



Mrs Chrysanthou
(Headteacher)



Miss Roberts
(Deputy Headteacher and
Forest School teacher)



Mr Cookson
(Deputy Headteacher)



Mrs Hopkins
(Home school link
worker)




The school office



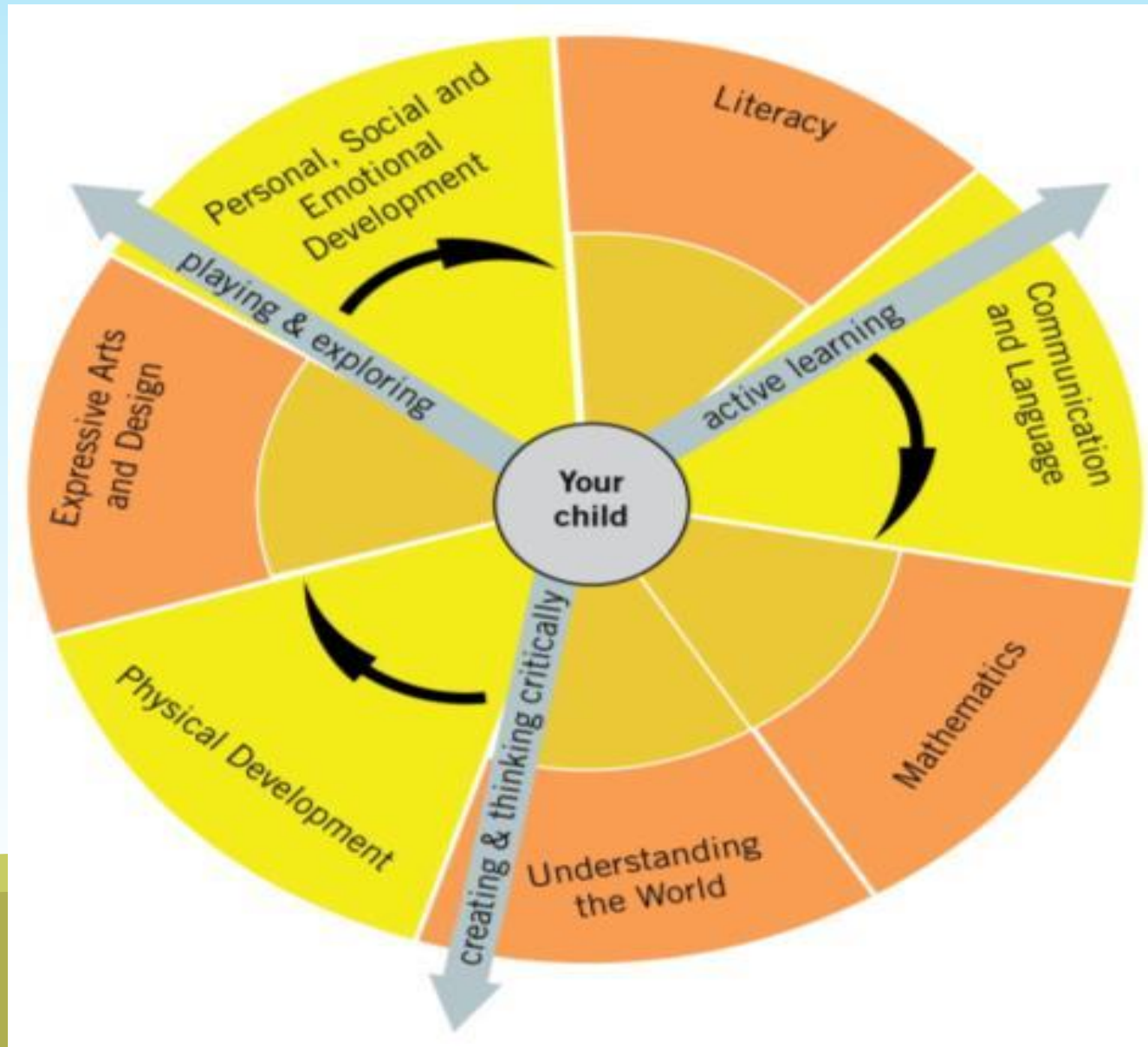
The kitchen team

The Foundation Stage

- The Foundation Stage is from the beginning of Nursery to the end of Reception.
- We follow the Early Years Foundation Stage curriculum. Where children will be working towards the Early Learning Goals.
- The Early Years Curriculum is an individualised, play-based curriculum which allows the adults to observe and find out about children's interests and what they are able to do independently across a broad range of areas.
- Planned and purposeful activities both indoors and outdoors with a mixture of adult led and child initiated learning.
- Individual records (Learning journals) are kept by staff to record the activities your child participates in and undertakes, as well as their progress in specific skills.



Areas of development in Reception




Communication, language and literacy

- The ability to communicate allows children to participate more fully in society;
- To imagine and recreate experiences;
- To love books, stories, rhymes;
- To find things out.
- Phonics is a very important part of this.
- There will be a meeting in the first half term to explain how we teach phonics.



Topic based learning

- Each half term, we centre our learning around a topic.
- Parents are given information about each topic and suggestions for how you can support your child's learning at home.
- Topics this year have included: celebrations, people who help us and superhero's.



A typical day in Reception

8:40	Settling in / Free play
8:50	Registration and dough disco
9:15	Phonics
9:45	Free flow including some focused learning activities.
11:15	Number input
11:40	Tidy up and get ready for lunch
12:00	Lunchtime
13:00	Registration and topic based learning
13:30	Free flow including some focused learning activities
14:30	Tidy up, story time and prepare for home
15:05	Home time



We aim to have happy and confident children who are independent in their learning.




Sometimes they will get messy!

Activity days

Once a week, the children engage in some of the following activities:

- Forest School
- Cooking
- Gardening
- Art
- Computing
- Music



Forest school



EXPLORATION

ACTIVE PLAY

IMAGINATIVE PLAY

CREATIVE ART AND CRAFT

BUG HUNTS & POND DIPS

LEARNING ABOUT PLANTS AND ANIMALS

BUILDING DENS

USING TOOLS AND FIRE SAFELY

Through these activities children:

- Develop a love of the natural world;
- Learn good social and communication skills;
- Develop empathy with others;
- Gain self-confidence and independence;
- Become self-motivated learners;
- Have lots of fun!





Playtimes

- Children have daily access to our outside area.
- They join other children on the playground after lunch.
- Reception staff work on the playground and in the lunch hall.
- If we feel it is necessary, we will mark out an area of playground just for reception children until they are more confident.



Lunch times

- Lunch times can be stressful for some young children.

We will help by:

- Making sure the children go into a quiet lunch hall before any other children arrive.
- Supervising the children ourselves at lunchtime.
- Cordoning off an area of the playground for a few weeks, if it necessary.
- Friendly kitchen staff who are very good at learning the children's names and likes and dislikes.

You can help by:

- Teaching your child to use a knife and fork.
- Encouraging your child to try a wide range of different foods.

Getting ready for school

- Read every day with your child.
- Establish morning and bedtime routines.
- You will receive a photo information pack with pictures of staff and of the reception classrooms and outdoor area. Please use this to talk to your child about school before they start.
- Buy the uniform together.
- Be positive!



Saying goodbye and picking up

- Start of the day is 8.40am (registration will begin at 8.50am)
- Please say goodbye in whatever way you usually would.
- If a child is ever very upset in the morning, we will call to reassure you once they have settled.
- Pick up at 03:05pm

Parents are partners

We want to work together with you to make your child's year successful.

- We hold regular meetings with you to discuss progress.
- Please talk to us about any concerns and we will deal with them straight away.
- You are welcome to look at your child's profile containing observations and work at any time.
- We understand and value the support you provide for your child at home. We would love to hear about what you and your child have been doing at home.
- We encourage you to share your child's learning, achievements and experiences with staff, as this helps us to build a more complete picture of your child.
- There are regular stay and play sessions for you to join us in school.



Uniform

- Yellow school polo shirt
- Grey/black trousers/skirt
- Green or yellow summer dresses
- Grey/black socks
- Green school jumper
- Black velcro shoes
- School book bag
- Waterproof coat
- No PE kit will be needed for the first half term, we will let you know when you need to buy it.
- NO jewellery



PLEASE NAME EVERYTHING

Home Visits and Start Dates

Usually we would have a stay & play and parent transition meetings in the summer term to familiarise children with the environment and staff and for you to ask any questions. However, due to the current situation we are unable to offer this safely, so we will aim to update you as much as we can.

We would usually have home visits at the beginning of the Autumn term in September. However this year, your child will have a home doorstep visit before they start in Reception – this aids transition and improves relationships. We will be putting a pack outside your house and knocking on your door, ready for a chat if you are available (2m social distance).

This is a chance to ask any questions you might have about Reception; for your child to show us their favourite toys / games; and to discuss the approximate start date (this will be in small groups to settle them into new routines).

Starting school

Thursday 3rd, Friday 4 th and Monday 7 th September	'Get to know you' days 10 children in each day until 12:00
Tuesday 8 th and Wednesday 9 th September	All children in until 12:00
Thursday 10 th and Friday 11 th September	All children in until 1:30 (including lunchtime)
From Monday 13 th September	All children in full time (8:50-3:05)

Subject to change following government guidelines.

Information

- Please ring the office if your child is ill.
- Medicine, including inhalers needs to be given to the office and a medication request form filled in.
- Please don't book holidays during term time, you may receive a fine from Surrey County Council if you do.
- Fruit is provided daily free of charge and water is always available.
- We run a password system for collecting children. Anyone collecting your child will need the password.
- We want to spend the morning welcoming the children so please make an appointment if you want to discuss something specific with us.





If you have any questions
please e-mail us:



scotland-rr@furzefield.surrey.sch.uk



The background features a vibrant autumn landscape. In the foreground, there are several large, stylized pumpkins in shades of orange and yellow. The middle ground shows rolling green hills with two scarecrows: one in an orange outfit and another in a blue outfit, both with black crow-like figures perched on their shoulders. Behind the scarecrows are tall stalks of corn with green leaves and yellow cobs. The sky is a clear, light blue, with a few scattered autumn leaves in shades of orange and yellow.

Thank you!

We look forward to welcoming you
and your child to
Reception

